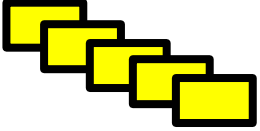


Monday 25th January 2021

History - What is an Iron Age hoard?

Skill - Use evidence to form ideas about the past




STEPS TO
SUCCESS

I can explain how people find out about the past.

I can make careful observations.


I can think about what evidence tells me about the past.

Activating Prior Knowledge



How have we found out about the past so far during this topic?

Watch the video below to find out a little bit about the Iron Age before we get started!



Monday 25th January 2021

History - What is an Iron Age hoard?

Skill - Use evidence to form ideas about the past



These are Iron Age artefacts...

Who might have made them?

Do they remind you of anything you are already familiar with?

What might they have been used for?

Do we know the answers for definite?

Monday 25th January 2021

History - What is an Iron Age hoard?

Skill - Use evidence to form ideas about the past



Have a look at the images of artefacts on your table.
What might these items have been used for?
Do they look **similar** to anything








Monday 25th January 2021

History - What is an Iron Age hoard?

Skill - Use evidence to form ideas about the past

Complete the grid with what you think the answer to each question is. Remember, even archaeologists don't **know** the true answers. We can only use what we already know about items that are similar to make predictions.

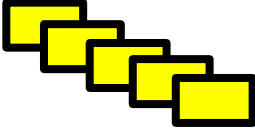
Objects	What material is it made from?	What was it used for?	What clues tell you that it is well made?	What condition is it in?
	Metal. Some could be made from gold but one looks like it could be silver.	I think they are torcs that were worn around the neck.	They all look very well made. They have smooth rounded loops on the end and are made with strands of twisted metal. However, they aren't as well decorated as some of the other treasures in the hoard.	They all look in very good condition. They aren't bent, twisted or broken.
				
				
				
				

If you want to, you could draw the artefacts and write the answers around each picture.

Monday 25th January 2021

History - What is an Iron Age hoard?

Skill - Use evidence to form ideas about the past




STEPS TO SUCCESS


I can explain how people find out about the past.

I can make careful observations.


I can think about what evidence tells me about the past.

Mild 

Write simple answers to the questions underneath the picture of the artefact.

Hot 

Stick in the picture of the artefact you have chosen and write full sentence answers to the questions underneath or around the image.

Flaming Hot 

Complete Hot and then write a short paragraph to explain how people use artefacts to learn about the past.

Monday 25th January 2021

History - What is an Iron Age hoard?

Skill - Use evidence to form ideas about the past

How did you do?

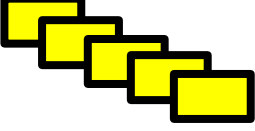
Have you made progress in the skill of using evidence to form ideas?

Were there any other history skills we had to use?

Monday 25th January 2021

D&T - What was Iron Age jewellery like?

Skill - Design and make a product for a purpose.



STEPS
TO
SUCCESS


I can make observations.

I can identify the purpose of a product.

I can carefully design my product.

I can make my product, paying attention to detail.

Activating Prior Knowledge



When have you designed a product in D&T before?

Monday 25th January 2021

D&T - What was Iron Age jewellery like?

Skill - Design and make a product for a purpose.

These Iron Age artefacts are called **torcs**.

What do you notice about the shape and detail?



They were worn around a person's neck, like a necklace!

Monday 25th January 2021

D&T - What was Iron Age jewellery like?

Skill - Design and make a product for a purpose.



These are Iron Age brooches (like a pin badge).



What do you notice about the shape and detail of these?

Monday 25th January 2021

D&T - What was Iron Age jewellery like?

Skill - Design and make a product for a purpose.

You are going to make your own replica Iron Age brooch or torc. You might even decide to make a bracelet in the style of a torc.

What is the **purpose** of your product?

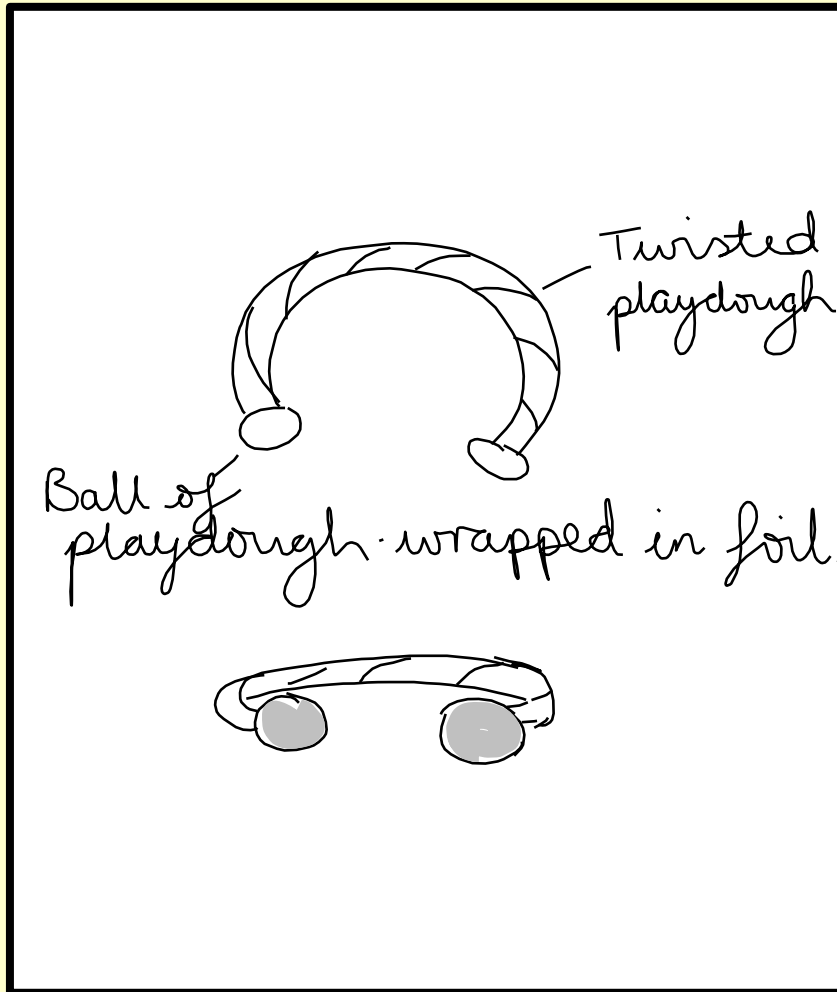
What are you going to design and make?

What shapes, colours and sizes are you going for?

Monday 25th January 2021

D&T - What was Iron Age jewellery like?

Skill - Design and make a product for a purpose.



Your design can show different **perspectives**.

Let me show you!

Monday 25th January 2021

D&T - What was Iron Age jewellery like?

Skill - Design and make a product for a purpose.

STEPS TO
SUCCESS

I can make observations.

I can identify the purpose
of a product.

I can carefully design my
product.

I can make my product,
paying attention to detail.

Mild

Sketch your jewellery design, thinking
carefully about the shape of your
item.

Hot

Sketch your jewellery design from 2
different perspectives.
Think about the purpose carefully
when deciding the shape and size of
your product.

Now...let's make!

Monday 25th January 2021

D&T - What was Iron Age jewellery like?

Skill - Design and make a product for a purpose.

You don't **have** to make your piece of jewellery but, if you have playdough, modelling clay, foil or even paper at home, you could have a go.

Send us a photo of your design and your model (if you make one)!

Monday 25th January 2021

D&T - What was Iron Age jewellery like?

Skill - Design and make a product for a purpose.

How did you do?

Have you made progress in the skill of designing a product?

Were there any other D&T skills we had to use?