

## Week 4- Friday 29th January 2021

Saturday, January 16, 2021 6:30 PM

Listen to the recording of Miss Paskin talking through the lesson to help you to complete your learning today. Make sure to keep pausing it so that you can complete the tasks throughout the lesson. Video:

- 1.
- 2.
- 3.
- 4.
- 5.
- 6.

Friday 29th January 2021


TBQ: Can I plan my instructions?

**Steps to Success:**

I can include a wide range of rich and varied vocabulary within my planning.

I can make notes including a wide range of features within my planning.

I can make brief notes to plan my instructions.



★ **Word of the day!** ★

**Sensational**

Definition: A situation so remarkable that it causes great excitement.

Example: That hat is sensational!

★ There will be 5 house points for anyone that uses it correctly! ★

Practice using our word of the day here:

APL

You should all be so good at this by now.  
 What are the features of instructional writing we have looked at over the past few weeks?  
 Write down as many as you can underneath this slide in **red!** Give yourself 5 minutes! :)

Write the features here:

APL

The features that we have looked at are:  
 (Are there any that you are still unsure of the meaning of? Put a cross next to them)

Fronted adverbials of time

Fronted adverbials of manner

Time conjunctions

Conjunctions

Exciting adjectives

Imperative verbs

Chronological order

Bullet points

Sub-headings

Title

You are going to be planning your own instructions explaining how to train a dragon today. You can look back at the How to Train Your Dragon instructions to help you but I do not want to see anyone copying information straight from the instructions, this is your own writing!



For each chilli challenge you have a plan that looks slightly different. We will look at the plan for the mild task together.

I have used a different topic for my plan- I have looked at baking a cake.

Mild-My Title:  
How to Bake a Terrific Cake.

My sub-headings:  
Equipment   Ingredients   Notes

Fronted adverbials of time:		Imperative Verbs:	
Firstly,	After	Put	Weigh
Then,	an	Stir	Measure
Afterwards,	hour,	Pour	Cook
After a while,		Sieve	Use

What might I include in the notes section?

All of the imperative verbs link to the topic I am writing about as do the fronted adverbials of time.


The steps:

Step 1:	Collect ingredients.	butter, sugar, milk, eggs, flour
Step 2:	Sieve Flour; sugar; butter-	Bowl- Stir
Step 3:	Jug- pour- milk. Crack- egg-	stir
Step 4:	Add together; stir. Pour-	tin
Step 5:	Oven. 35 minutes.	

For the steps you can see that I have written really **brief** notes so that I know what I am writing about next week.

[Extend Page](#)

**Use and Apply.** Make sure to use the appropriate plan for your chilli challenge.



**Mild**

Think about what your sub-headings, title, imperative verbs and fronted adverbials of time are going to be in your plan.

**Hot**

Think about what your fronted adverbials of manner and time conjunctions are going to be in your plan.


**Flaming Hot**

Think about what your conjunctions and exciting adjectives (and ambitious vocabulary) are going to be in your plan for your instructions. (USE A THESAURUS!)

Use the word mats to help you with your planning:

**Practise** Use this to help you with your planning.

**Time Conjunctions**



after	as soon as possible	before	earlier
eventually	finally	in the beginning	in the end
just at that moment	just then	later	meanwhile
next	several months later	suddenly	while
first	without warning	second	after that

**Imperative Verbs**

add	colour	face	move	run	stretch
bake	cook	fill	point	score	take
bend	cut	fold	pick	ship	tear
bend	draw	fra	pour	spoon	turn
beat	cut	mix	rotate	stop	walk

**Conjunctions and Other Connectives**

When?	Why?	Opinion	But...	And...
afterwards as at that moment finally first just then last later meanwhile soon subsequently then until when while	as a result because consequently for this reason so therefore	fortunately happily luckily sadly unfortunately	alternatively although anyway aside from besides but despite however in spite of nevertheless on the other hand since whereas yet	also and as well as in addition moreover with

Manner	Time
Sadly, Slowly, Happily, Awkwardly, Bravely, Like a ... , As quick as a flash, As fast as he could, Without a sound, Without warning, Unexpectedly, Unfortunately, Suddenly, Mysteriously, Frantically, Anxiously, Courageously, Silently, Curiously, Nervously, Rapidly, Carefully,	Afterwards, Already, Always, Immediately, Last month, Now, Soon, Yesterday, Today, Tomorrow, Next year, In January, On Tuesday, In the morning, After a while, As soon as she could, Before long, All of a sudden, In the blink of an eye, Just then, Eventually, Later,

Planning sheets- make sure to select the correct sheet for your chilli challenge, you may want to print them off or draw your own on paper to make it easier for when you are writing your instructions next week.



Instructi...  
Plan-

<i>Mild-My Title:</i>	
<i>My sub-headings:</i>	
<i>Fronted adverbials of time:</i>	<i>Imperative Verbs:</i>

### *The steps:*

<i>Step 1:</i>
<i>Step 2:</i>
<i>Step 3:</i>
<i>Step 4:</i>
<i>Step 5:</i>

---

Hot-My Title:

---

My sub-headings:

---

Fronted adverbials of time:

---

Fronted adverbials of manner:

---

Imperative verbs:

---

Time conjunctions:

---

The steps:

---

Step 1:

---

Step 2:

---

Step 3:

---

Step 4:

---

Step 5:

Flaming Hot-My Title:

My sub-headings:

Fronted adverbials of time:

Conjunctions

Fronted adverbials of manner:

Imperative verbs:

Time conjunctions:

Ambitious Vocabulary:

The steps:

Step 1:

Step 2:

Step 3:

Step 4:

Step 5: